

iNSIGHT EBIS - Energy & Building Monitoring Software

Unify building and energy data and turn it into actionable insights

Overview

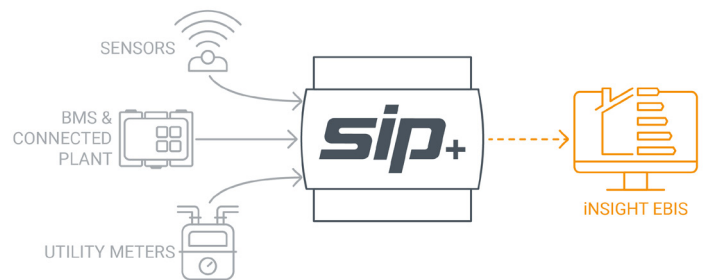
The key to energy management is continuous improvement, but in order to achieve this, real information is required. Building managers have access to a lot of data, from metering systems and Building Management Systems (BMS), but analysing data from two independently run systems can be complicated and ineffective.

iNSIGHT Energy Building Information Software (EBIS), our cloud based solution, takes these two data sets and provides a single source of comprehensive data which can be properly viewed and analysed by a building or energy manager.

The data collected can be displayed on charts of the user's preference (e.g. bar chart, line graph etc) so that consumption trends can be spotted easily and acted upon. By identifying how, when and where a building uses the most energy, the manager can develop an effective control strategy that can be implemented and tracked to maximise savings.

iNSIGHT enables users to view a wide range of information, including:

- Energy consumption and Carbon Footprint
- Plant status and condition mapped against energy values
- Comparisons over different date ranges
- Comparisons by area/building across multiple sites
- Daily, Weekly and Monthly profile displays



Data can be imported via our own SIP+/SIP2 devices or third party data loggers.

Key features:

- Advanced Cloud based monitoring platform
- Simple to use while being easy to deploy and integrate
- Energy values linked to BMS points and plant status
- Single site / Multi-site options
- Able to process a high volume of data points
- Granular monitoring
- Customisable dashboards with Configurable comparison tools
- Comprehensive technical and software support
- Cost effective solution
- Enables users to quickly and easily identify potential energy and cost savings

Data inputs to iNSIGHT EBIS:

EBIS processes data from plant and sources such as

- Main and sub meter data
- Virtual Meter Calculator
- Renewables data and calculator
- BMS points - values including negative values
- Plant status condition
- Sensors
 - Indoor/Outdoor Temperatures
 - Humidity
 - CO₂
 - Occupancy
- Plus much more

iNSIGHT EBIS added functionality

The functionality of the iNSIGHT EBIS software goes far beyond what you would expect from a traditional EMS system. The ability to collect data from two independent systems enables iNSIGHT to provide users with the basic information you would expect, but also display BMS points and map those points against associated energy data points collected from meters.

This extra functionality enables users to

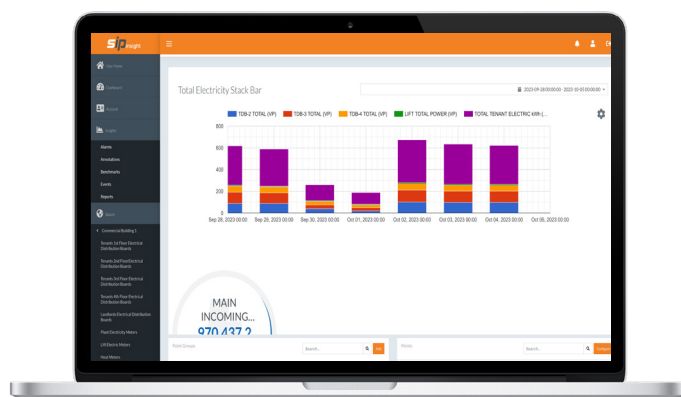
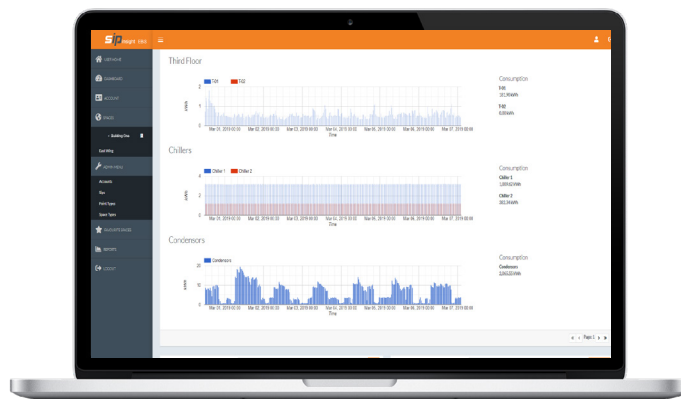
- Display meter values and consumption with the option to display related BMS values and status at the same time or overlay on an energy graph
- Highlight efficiency issues by identifying energy consumption trends and mapping against plant status
- Have temperature values plotted on energy graphs
- Display plant status and run time hours
- Display and overlay occupancy hours

Couple this functionality with our built in tools and you start to see how iNSIGHT could help drive change in your buildings.

iNSIGHT EBIS tools

The software has been designed to provide a simple and easy to use solution. A number of tools have been developed to make the data easier to understand, correlate and analyse enabling recommendations to be made for improvements and changes to the building systems. Some of the tools and built in features include:

- Data Point linking tool to create “Spaces” and “Virtual Meters”
- Dashboard builder
- Energy profiles by meter or meter group with the time period defined by user
- Saved dashboard view for each user on log in
- Reporting tools which include
 - PDF Builder
 - Historical data - 7 years minimum
 - Export via CSV / EDGE* (MQTT*, REST)*
- Forecasting
- Benchmarking
- Annotations



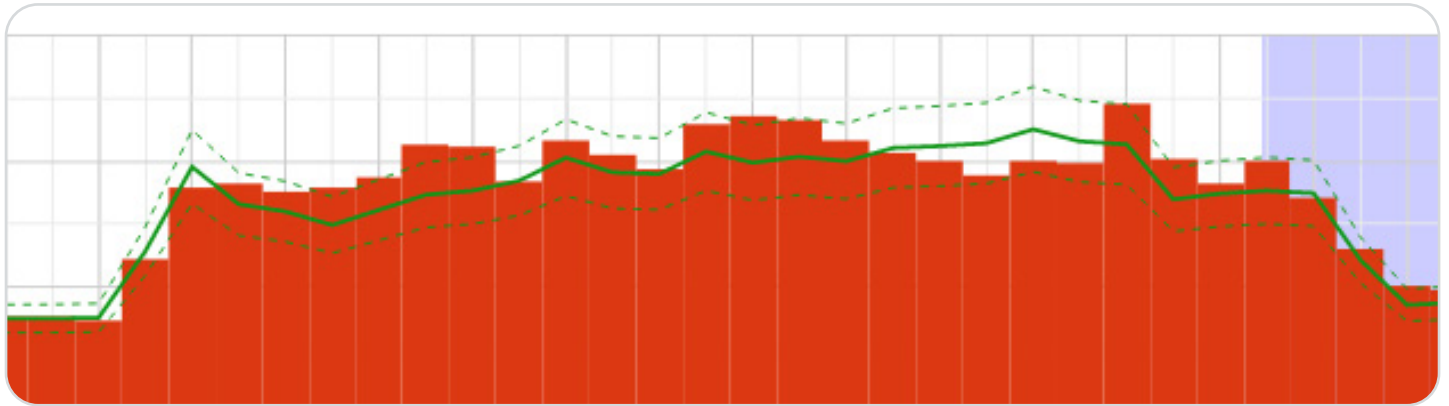
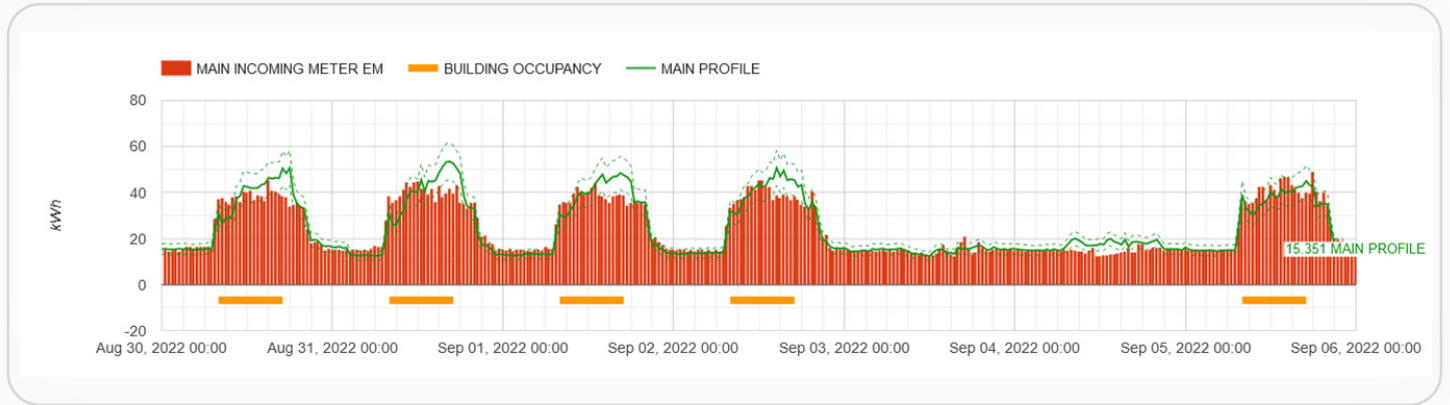
Latest updates and tools

Our iNSIGHT software makes it simple to create, view, monitor and report on a buildings or estates performance. iNSIGHT EBIS is a cloud based solution and we are constantly rolling out upgrades and new tools to our users, some of our recent upgrades to the system include:

Customisable Bulk Data Download

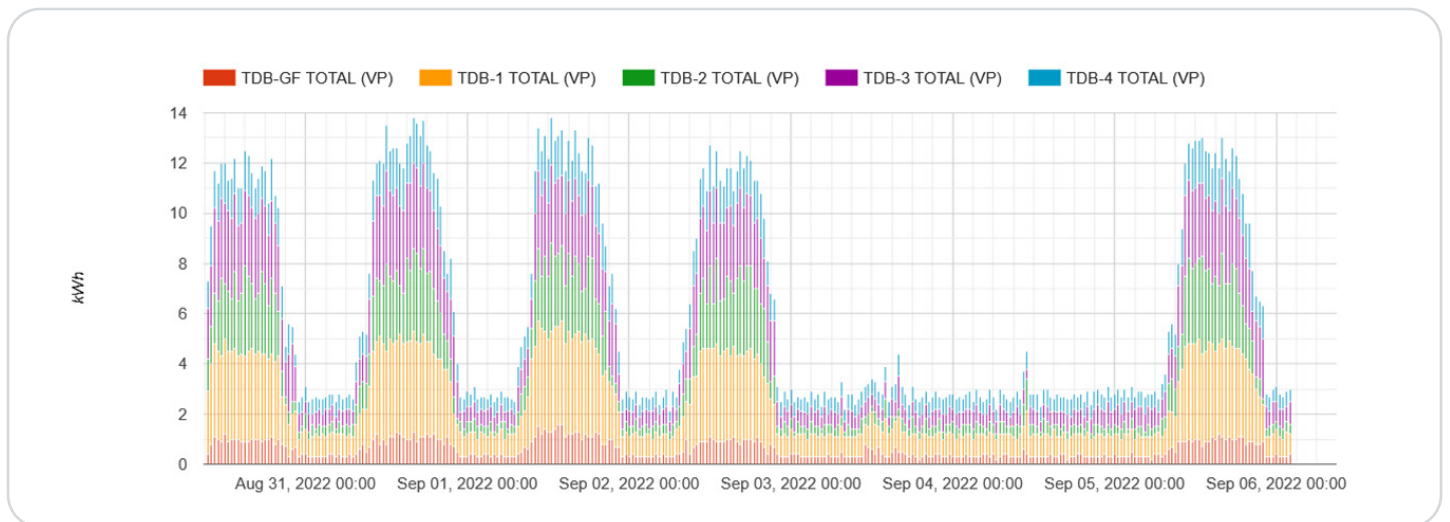
The team at Synapsys can make customisable reports of the bulk data available for download. It will enable users to select the points they want over the time-scale they choose. This provides users with a file which contains all the data from the selection they made. This data can be used for further analysis.

Enhanced profiling



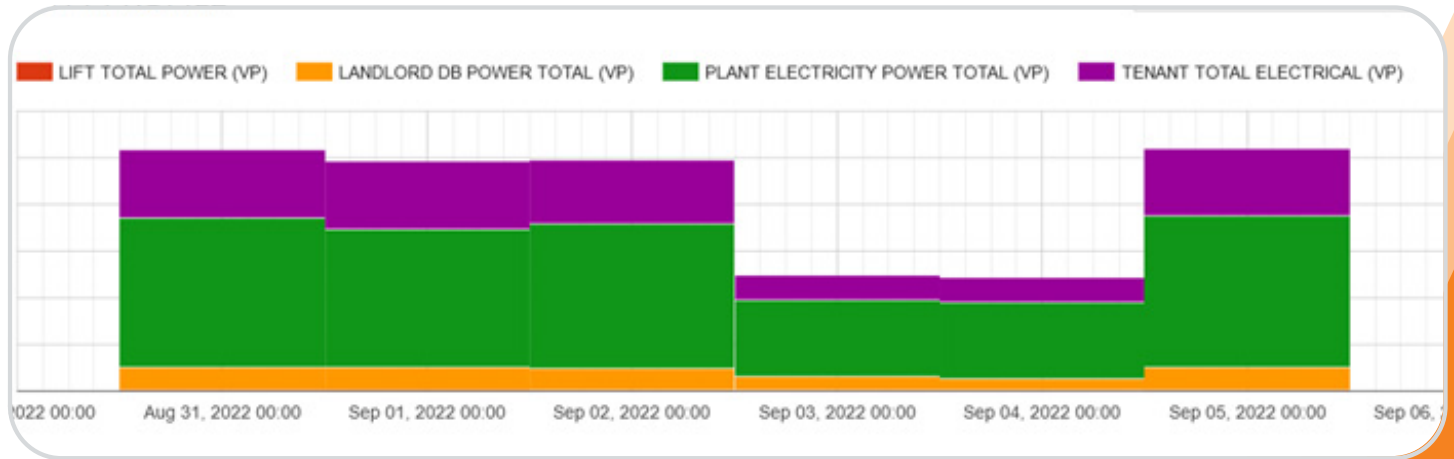
This new feature enables profile lines, tunnel profiles and percentage over and under indicators to be added to charts. Users can then see the energy profile which illustrates a building's operational pattern on charts. This updated feature enables users to highlight issues and patterns in energy usage quickly and easily.

Enhanced Chart Options



Enhanced options for charts including switching between value and %, hover over to see value, show bar charts for individual points or (virtual) point groups and the ability to have stacked charts. These new options provide users with greater flexibility in how they view, analyse and identify where and when savings can be made.

Bar Chart Comparisons



Using the new stacked bar chart functionality comparisons between data sets is made simpler and anomalies and issues quicker to identify. This new feature enables users to view the different systems energy usage stacked together in a bar and compared against a different floor, area or building.

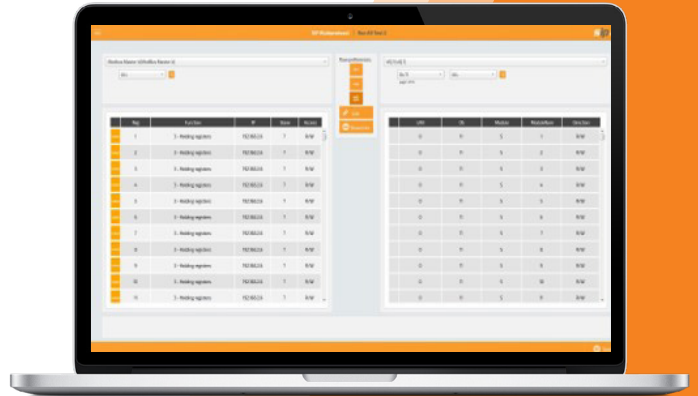
Commissioning and support

As with all Synapsys products and software solutions, Our solutions have been designed to be simple to deploy and use.

Our Commissioning engineers, Software and Technical support teams are available to support installation and set-up, right through to handover to the end user.

We also provide customers with access to our SIP Integrator support website, which contains all of our technical data sheets and information about our latest technical updates.

Through our SIP Integrator support website we also give customers access to our free tools which simplify the commissioning and configuration of our products, saving you time and money.



INSIGHT EBIS product range

Part No.	Description
EBIS/1Y/100P	One year EBIS licence for 100 data points, including off site maintenance and support.
EBIS/1Y/500P	One year EBIS licence for 500 data points, including off site maintenance and support.
EBIS/1Y/1000P	One year EBIS licence for 1000 data points, including off site maintenance and support.
EBIS/1Y/1500P	One year EBIS licence for 1500 data points, including off site maintenance and support.
EBIS/1Y/2000P	One year EBIS licence for 2000 data points, including off site maintenance and support.
EBIS/1Y/2000P+	One year EBIS licence for 2000+ data points, including off site maintenance and support.

Want to know more?

If you would like to know more or have any questions about INSIGHT EBIS and its capabilities, please contact your local Synapsys Account Manager, call us on **01444 246 128** or email us at enquiries@synapsys-solutions.com.

For more information about Synapsys and our product range please visit www.synapsys-solutions.com.

© 2024, Synapsys Solutions Ltd, All rights reserved.

Synapsys Solutions Ltd
No. 1 Woodlands Court, Albert Drive,
Burgess Hill, West Sussex, RH15 9TN

T: 01444 246 128
E: enquiries@synapsys-solutions.com
W. www.synapsys-solutions.com

 **SYNAPSYS**
BUILDING INTELLIGENCE